

Recommended FPC Dimension

Material

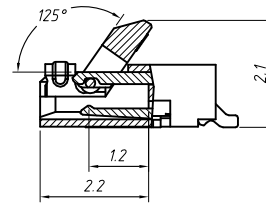
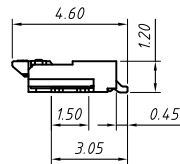
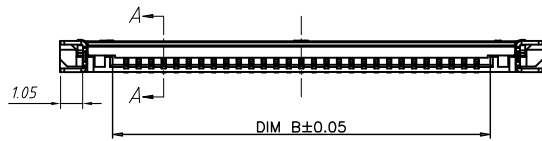
Housing: Thermoplastic high temp, UL 94V-0
 Latch: Thermoplastic high temp, UL 94V-0
 Fitting Nail: Copper alloy, matt Tin overall.
 Terminal: Copper alloy, Au/matt Tin overall.

Electrical

Voltage rating: 50 V
 Insulation resistance: 500 MΩ.Min.
 Contact resistance: 30 mΩ.Max.

Mechanical

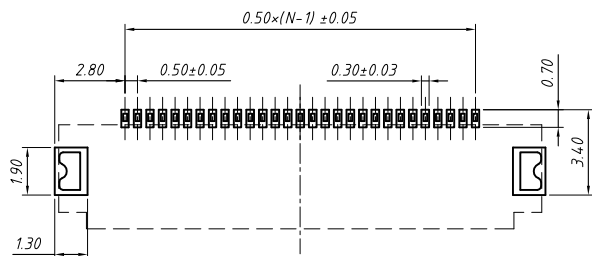
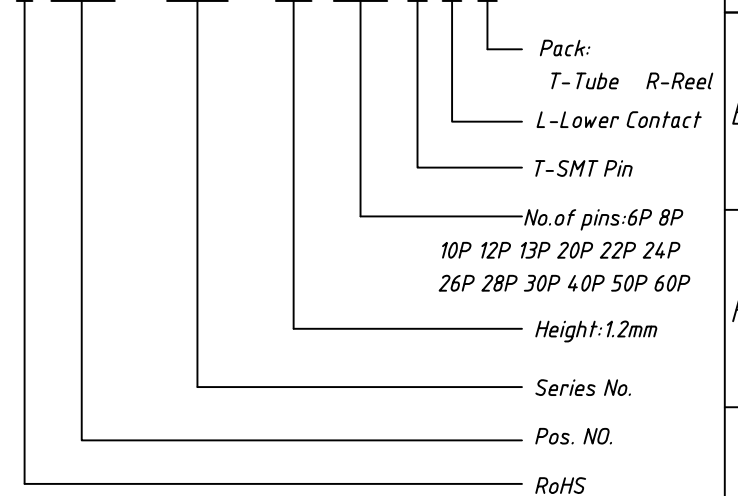
Temp. Range: -25 °C ~ +85 °C



SECTION A-A
 SCALE 2:1

Order Information

L-KLS1- 242S - 1.2- XX -T-L-R



PCB Layout

GENERAL TOLERANCE	ANGLE TOLERANCE	PROJECTION	Description:
X. ±0.15	X. ±5°	UNITS	CONN FFC 0.50mm, SMD, Horizontal, Lower Contact, with ZIF
.X ±0.03	.X ±3°	SHEET SIZE	
.XX ±0.05	.XX ±2°	KLS P/N:	

Draw by: Date	2018-03-10
Check by: Date	2018-03-10
SCALE	SHEET OF

KLS
 NingBo KLS ELECTRONIC CO.,L TD.